



Engineering

Technical Standard

TS 0503 - Authorised Products Water Systems

Version: 6.2

Date: 16 September 2022

Status: Final

Document ID: SAWS-ENG-0503

© 2022 SA Water Corporation. All rights reserved. This document may contain confidential information of SA Water Corporation. Disclosure or dissemination to unauthorised individuals is strictly prohibited. Uncontrolled when printed or downloaded.



**Government of
South Australia**

Copyright

This Standard is an intellectual property of the South Australian Water Corporation. It is copyright and all rights are reserved by SA Water. No part may be reproduced, copied or transmitted in any form or by any means without the express written permission of SA Water.

The information contained in this Standard is strictly for the private use of the intended recipient in relation to works or projects of SA Water. This Standard has been prepared for SA Water's own internal use and SA Water makes no representation as to the quality, accuracy or suitability of the information for any other purpose.

Application & Interpretation of this Document

It is the responsibility of the users of this Standard to ensure that the application of information is appropriate and that any designs based on this Standard are fit for SA Water's purposes and comply with all relevant Australian Standards, Acts and regulations.

Users of this Standard accept sole responsibility for interpretation and use of the information contained in this Standard. Users should independently verify the accuracy, fitness for purpose and application of information contained in this Standard.

Only the current revision of this Standard should be used which is available for download from the SA Water website.

Significant/Major Changes Incorporated in This Edition

This Revision updates the September 2020 edition of TS 0503 Authorised Products - Water Systems. The clause numbers described below identify changes from revision 6.1

Clause 3.6




Table amended to reference GRA products - NBR and EPDM.

Document Controls

Revision History

Revision	Date	Author	Comments
1.0	08 April 2016	R Pearce	First TS Release – superseding authorised products list
2.0	20 March 2017	R Pearce	Numerous Clauses added/ altered/ updated – refer P 2
3.0	26 October 2017	R Pearce	Refer Pg. 2 for identified changes in this revision
4.0	15 October 2019	K Claridge	Refer Pg. 2 and 3 for identified changes in this revision
5.0	4 November 2019	T Galek	Refer Pg. 2 and 3 for identified changes in this revision
5.1	30 January 2020	K Claridge	Refer Pg. 2 and 3 for identified changes in this revision
5.2	18 September 2020	K Claridge	Refer Pg. 2 and 3 for identified changes in this revision
5.3	05 May 2021	K Claridge	Refer Pg. 2 and 3 for identified changes in this revision
5.4	18 June 2021	K Claridge	Refer Pg. 2 and 3 for identified changes in this revision
6.0	29 March 2022	K Claridge	Refer Pg. 2 and 3 for identified changes in this revision
6.1	1 September 2022	K Claridge	Refer Pg. 2 for identified changes in this revision
6.2	16 September 2022	K Claridge	Refer Pg. 2 for identified changes in this revision

Approvers

Role	Signature and Date
Responsible Discipline Lead Kevin Claridge	13/09/2022 X  ----- Signer's Name Signed by: CL001730
Manager Engineering Quality and Innovation Matthew Davis	14/09/2022 X  ----- Signer's Name Signed by: DA003681
Senior Manager Engineering Services Richard Gray	14/09/2022 X  ----- Signer's Name Signed by: GR001964

Reviewers

Role	Name	Revision	Review Date
Principal Engineer Reticulation Networks	Tom Galek	5.0	04/11/19
Reticulation Infrastructure Specialist	Kevin Claridge	5.1	30/01/20
Reticulation Infrastructure Specialist	Kevin Claridge	5.2	18/09/20
Manager Engineering Quality & Innovation	Matthew Davis	5.3	06/05/21
Manager Engineering Quality & Innovation	Matthew Davis	5.4	29/06/21

Contents

1	Introduction.....	8
1.1	Purpose	8
1.1.1	Compliance Requirements	8
1.1.2	Requirements for dual-reticulation infrastructure	9
1.2	Glossary	9
1.3	References	10
1.3.1	Australian and International.....	10
1.3.2	SA Water Documents.....	11
1.4	Definitions	12
1.5	Disclaimer	12
2	Scope	13
2.1	Safety in Design.....	13
3	Pipes	14
3.1	Ductile Iron Cement Lined Pipe (DICL)	14

3.2	PVC Pressure Pipe	15
3.3	Polyethylene Pipe	16
3.4	Steel Cement Lined Pipes (SCL)	17
3.5	Copper Tube	17
3.6	Rubber Sealing Rings	18
4	Fittings.....	19
4.1	Ductile Iron (FBE Coated)	19
4.1.1	Principal Items (Regularly Used)	19
4.1.1.1	Tee "T" (Including Reducing Tee)	19
4.1.1.2	Bends	20
4.1.1.3	Connectors.....	21
4.1.1.3.1	Socket / Socket, Flange / Socket & Flange / Spigot	21
4.1.1.3.2	Double Flanged Extension Pipe (Flanged Connector)	21
4.1.1.4	Reducer/Taper.....	22
4.1.1.4.1	Standard Reducer.....	22
4.1.1.4.2	Eccentric Reducer Flange / Flange.....	22
4.1.1.5	Hydrant Tee "T"	23
4.1.1.6	Extension Pipe with Puddle Flange	23
4.1.2	Less Frequently Utilised Items	24
4.1.2.1	Supported Bends	24
4.1.2.2	Cap.....	24
4.1.2.3	Flanges.....	25
4.1.2.3.1	Blind / Blank	25
4.1.2.3.2	Blank Flange Threaded BSP (With/Without) Location Lugs	25
4.1.2.4	Flange Flared Fittings	25
4.2	Polyethylene Fittings	26
4.2.1	Flange / Flange with Thrust Ring & 80 Flange Fire Plug Offtake.....	26
4.2.2	Electrofusion Couplings.....	27
4.2.3	Electrofusion Puddle Flange	27
4.2.4	Butt Weld Fittings	28
4.2.4.1	Ductile Iron Restraining (Puddle) Flange for PE 100 Pipe	28
4.2.5	Mechanical Couplings	29
4.3	Flange Offtakes (Stainless Steel)	30
4.3.1	Flanged Off – Takes (Ductile Iron)	30
4.4	Steel Cement Lined Fittings.....	31
5	Mains Tapping Fittings	32
5.1	Ductile Iron (FBE Coated) Pre-Tapped Connectors.....	32
5.2	Tapping Saddles	33
5.2.1	For, DICL/CICL, PVC & AC Pipes Only	33
5.3	Electro Fusion Tapping Tee and Branch Saddle.....	34
5.4	Tapping Couplings.....	34
5.5	Steel Boss – Tapped, Weld On (For MSCL Pipes Only).....	35

6	Couplings/Adaptors	36
6.1	Straight, Stepped & Adaptor Flange Couplings	36
6.2	Gibault's	37
6.3	Camlock Couplings	37
7	Valves	38
7.1	Gate Valves	38
7.1.1	Resilient Seat Gate Valve Double Flange	38
7.1.2	Resilient Seat Gate Valve Double Socket	38
7.1.3	Resilient Seat Gate Valve with PE Pipe Connection Ends.....	39
7.1.4	Metal Seat Gate Valve Double Flange.....	39
7.2	Ball Valve	40
7.2.1	Polyethylene Ball Valve	40
7.2.2	Brass Ball Valve	40
7.2.2.1	DN 25 – DN 50.....	40
7.2.2.2	DN 20 x 90° Angle Valve	40
7.2.2.3	NDW Ball Valves	41
7.3	Pressure Reducing/Flow Control.....	41
7.4	Swing Check	41
7.5	Air Release	42
7.6	Non-Return	42
7.7	Butterfly Valves.....	43
7.7.1	Wafer type	43
7.7.2	Lugged Type.....	43
7.7.3	Double Flange Type	43
7.8	Combination Air.....	44
7.9	Valve Spindle Extension.....	44
8	Hydrants	45
8.1	Below Ground	45
8.1.1	Fire Hydrants (Fire Plug)	45
8.1.2	Air Release Hydrant (Spring Hydrant)	45
8.2	Above Ground.....	46
8.2.1	Pillar Type Key Operated, Firehose Thread Outlet.....	46
9	Authorised Fabricators / Contractors	47
9.1	Polyethylene Fabrication	47
9.1.1	Factory Fabrication of PE Pipe Specials	47
9.1.2	Field Butt Welders for PE Pipework and Fittings	48
9.2	Steel Cement Lined (SCL) Fabrication	48
9.2.1	Factory Fabrication of SCL Specials	49
9.2.2	Field Welding of SCL Specials.....	50
9.3	Under Pressure Tapping Services	50
10	Flange Accessories	51
10.1	Flange Jointing Kits	51

10.2	Flange, Shut-off, With Lifting Handle.....	51
11	Access Cover Assemblies	52
11.1	Trafficable Covers.....	52
11.1.1	Street Box (Type A)	52
11.1.1.1	Chamber and Lid	52
11.1.1.2	Concrete Support Spacer.....	52
11.1.2	Isolating Valve Chamber / Heavy Duty (Type B)	53
11.1.2.1	Chamber and Lid	53
11.1.2.2	Concrete Support Spacer.....	53
11.1.3	Topstone Assembly.....	53
11.1.3.1	Chamber and Lid	53
11.1.3.2	Concrete Support Spacer.....	53
11.1.4	Water Meter (Cast Iron)	54
11.1.4.1	Meter Box, No 2.....	54
11.1.4.1.1	Frame and cover	54
11.1.4.1.2	Concrete Support Spacer	54
11.2	Non-Trafficable Covers.....	54
11.2.1.1	Meter Box, No 3.....	54
11.2.1.1.1	Frame and Lid.....	54
11.2.1.1.2	Concrete Support & Spacer	55
11.2.2	Cable Access Cover.....	55
11.2.2.1	Chamber and Lid	55
11.2.2.2	Concrete Support Spacer.....	55
12	Copper /Brass Fittings	56
12.1	Drinking Water Copper Parts	56
12.1.1	Elbows	56
12.1.2	Assemblies.....	56
12.1.2.1	Riser Inlet Assembly	56
12.1.2.2	Riser Inlet (Without Valve)	57
12.1.2.3	Riser Outlet	57
12.1.2.4	20 mm Meter Manifold.....	58
12.1.2.5	Copper Compression Fittings.....	58
12.2	Non-Drinking Water Copper Parts	59
12.2.1	Assemblies.....	59
12.2.1.1	Riser Inlet Assembly (with Ball Valve).....	59
12.2.1.2	Riser Inlet (without Ball Valve)	59
12.2.1.3	Riser Outlet	60
12.3	Brass	61
12.3.1	Main Cock	61
12.3.2	Adaptor – End Connector (For Polyethylene Water Connections) ...	61
12.3.3	Adaptor – Insulated (For Copper Water Connections)	61
12.3.4	Loose Ring Joint & Flange Screwed (For DN 50 Water Meter)	62
12.3.5	Nut Union.....	62

12.3.6	Tailpiece Union	62
13	Signs & Markers.....	63
13.1	Metal Markers.....	63
13.2	Pavement Markers.....	63
13.2.1	Retroreflective Raised Pavement Markers (RRPM)	63
14	Tape.....	64
14.1	Underground Warning Tape	64
14.2	Corrosion Protection System	64

1 Introduction

SA Water is responsible for operation and maintenance of an extensive amount of engineering infrastructure.

This standard has been developed to assist in the design, maintenance, construction, and management of this infrastructure. This Document lists conforming products approved for installation within SA Water's infrastructure networks.

The products listed have been approved after their evaluation based upon the SA Water product appraisal procedure. In line with the Australian Drinking Water Guidelines (ADWG), *"The products used in water systems should be subjected to an audited system of quality control. The effectiveness of preventive measures is highly dependent upon the design and implementation of associated process control programs. To consistently achieve a high-quality water supply, it is essential to have effective control over the processes and activities that govern drinking water quality (ADWG)."*

In addition, the ADWG outlines that: "Contaminants may also be introduced when water comes into contact with materials such as filter media, protective coatings, linings and liners, joining and sealing products, pipes and fittings, valves, meters and other components". Approved products shall only be obtained from the listed manufacturer or their authorised agent.

1.1 Purpose

The purpose of this standard is to detail minimum requirements to ensure that assets covered by the scope of this standard are constructed and maintained to consistent standards and attain the required asset life.

This document provides confirmation of products SA Water has authorised, based on their technical merits. Design Consultants and Construction Contractors should use the information presented within this document for confirmation of products SA Water has authorised for use.

Product Manufacturers, suppliers and other stakeholders may also use the information as reference material.

SA Water personnel should source items from the Store. If not stocked they should procure by means of:

- utilising the relevant SA Water Period Contract or Standing Offer Arrangement,
- where an item is not covered under a Contract or Standing Offer Arrangement, contacting a relevant Stores or Procurement Officer.

1.1.1 Compliance Requirements

All products intended for contact with drinking water, shall be tested for compliance with the standards listed in this document.

Particular attention is drawn to compliance with SA Water Technical Standard, TS 0800 (which incorporates AS/NZS 4020 (2018)). Compliance with this standard must also be verified at any change of material composition, change of design, or every 5 years - whichever occurs first.

Clause 3.1.1 of SA Water Technical Standard TS 0800 requires that organic compounds must be within the values listed in the ADWG. Specific attention is drawn to the SA Water requirements for NDMA leaching, testing for which shall be undertaken in Chloraminated water with a 9-day result to be < 30 ng/L. This requirement applies for rubber seals intended for use in PVC pressure pipes (from 1st July 2021) and DI/CL pipes and fittings (from 1st Oct 2022).

1.1.2 Requirements for dual-reticulation infrastructure

In compliance with the Office of the Technical Regulator requirements, from 1st July 2021 it is mandatory for all non-drinking water; valves, pipes and fittings for; water meter assemblies, pipes, valve caps, spindles and fire hydrant claws, are to be manufactured in a Purple/Lilac colour. For materials where this is not possible, they shall be powder-coated or epoxy painted, no darker than Jacaranda P24 or Purple P12 and no lighter than Lilac P23.

1.2 Glossary

The following glossary items are used in this document:

Term	Description
BSW	British Standard Whitworth
CICL	Cast Iron Cement Lined Pipe
DICL	Ductile Iron Cement Lined pipe
DW	Drinking Water
EPDM	Ethylene Propylene Diene Monomer (rubber)
FBE	Fusion Bonded Epoxy
NDW	Non-Drinking Water
NDMA	Nitroso dimethylamine
PE	Polyethylene
PIPA	Plastic Industry Pipe Association
PVC - M	Polyvinyl Chloride Modified
PVC - O	Polyvinyl Chloride Oriented
RRJ	Rubber Ring Joint
SA Water	South Australian Water Corporation
SBR	Styrene-butadiene rubber
SCL	Steel Cement Lined Pipe
TG	SA Water Technical Guideline
TS	SA Water Technical Standard

1.3 References

1.3.1 Australian and International

The following table identifies Australian and International standards and other similar documents referenced in this document:

Number	Title
AS 1281	Cement mortar lining of steel pipes and fittings
AS 1432	Copper tubes for plumbing, gas fitting and drainage applications
AS 1579	Arc-welded steel pipes and fittings for water and wastewater
AS 2033	Installation of polyethylene pipe systems
AS 2345	Dezincification resistance of copper alloys
AS 2419	Fire hydrant installations - Fire hydrant valves
AS 3680	Polyethylene sleeving for ductile iron pipelines
AS 3681	Guidelines for the application of polyethylene sleeving to ductile iron pipelines and fittings
AS 3688	Water supply - Metallic fittings and end connectors
AS 3952	Water supply - Spring hydrant valve for waterworks purposes
AS 3996	Access covers and grates
AS 4181	Stainless steel clamps for water works purposes
AS 4794	Non-return valves - swing check and tilting disc
AS 4795	Butterfly valves for water works purposes
AS 4822	External field joint coatings for steel pipelines
AS 4956	Air valves for water supply
AS 5081	Hydraulically operated automatic control valves for waterworks purposes
AS/NZS 1477	PVC pipes and fittings for pressure applications
AS/NZS 2032	Installation of PVC pipe systems
AS/NZS 2280	Ductile iron pipes and fittings
AS/NZS 2638.1	Gate valves for water works purposes – metal seated
AS/NZS 2638.2	Gate valves for water works purposes – resilient seated
AS/NZS 2648.1	Underground marking tape - non-detectable tape
AS/NZS 4020 (2018)	Testing of products for use in contact with drinking water
AS/NZS 4087	Metallic flanges for Waterworks purposes
AS/NZS 4129	Fittings for polyethylene (PE) pipes for pressure applications
AS/NZS 4130	Polyethylene (PE) pipes for pressure applications
AS/NZS 4131	Polyethylene (PE) compounds for pressure pipes and fittings
AS/NZS 4158	Thermal - bonded Polymeric coatings on valves and fittings for water industry purposes
AS/NZS 4441	Oriented PVC (PVC-O) pipes for pressure applications
AS/NZS 4765	Modified PVC (PVC-M) pipes for pressure applications
AS/NZS 4793	Mechanical tapping bands for waterworks purposes
AS/NZS 4998	Bolted Unrestrained Mechanical Couplings

TS 0420	Welding Requirements (Metal)
WSA 03:2011	Water Supply Code of Australia
WSA PS 106	Air valves
WSA PS 200	Ductile iron pipes for Pressure Applications
WSA PS 201	Ductile iron fittings for Pressure and Non-Pressure Applications
WSA PS 203	Steel pipe for Pressure and Non-Pressure Applications
WSA PS 207	Polyethylene (PE) pipe for Pressure and Non-Pressure Applications
WSA PS 208	Plastic Moulded Fittings for Pressure Applications with PE Pipe
WSA PS 209	Polyvinylchloride, Modified (PVC-M) Pressure Pipes for Pressure Applications
WSA PS 210	Polyvinylchloride, Oriented (PVC-O) Pressure Pipes for Pressure Applications
WSA PS 211	Polyvinylchloride, Unplasticised (PVC-U) Pressure Pipes for Pressure Applications
WSA PS 260	Gate Valves, Resilient Seated for Pressure Applications
WSA PS 262	Extension spindles for gate valves
WSA PS 263	Butterfly Valves for Pressure Applications
WSA PS 264	Non-Return (Reflux) Valves for Pressure Applications
WSA PS 265	Air Valves for Pressure Applications
WSA PS 267	Hydrants (spring) for Pressure Applications
WSA PS 270	Mechanical Couplings, Non-End Thrust Restraint for Pressure Applications
WSA PS 290	Ductile Iron Access Covers and Frames for Water Supply and Sewerage
WSA PS 313	Repair and Off-Take Clamps for Pressure Applications
WSA PS 318	Marking tape, detectable
WSA PS 319	Marking tape, non-detectable

1.3.2 SA Water Documents

The following table identifies the SA Water standards and other similar documents referenced in this document:

Number	Title
TS 0420	Welding Requirements (Metals) - Technical Standard
TS 0800	Materials in Contact with Drinking Water

1.4 Definitions

The following definitions are applicable to this document:

Term	Description
SA Water's Representative	The SA Water representative with delegated authority under a Contract or engagement, including (as applicable): <ul style="list-style-type: none"> • Superintendent's Representative (e.g. AS 4300 & AS 2124 etc.) • SA Water Project Manager • SA Water Construction Technical Officer/Manager • Reticulation Networks Wastewater/Water Specialist • SA Water nominated contact person
Responsible Discipline Lead	The engineering discipline expert responsible for TS 05033 defined on page 3 (via SA Water's Representative)
Constructor	The organisation responsible for constructing and installing infrastructure for SA Water whether it be a third party under contract to SA Water or an in-house entity.
Designer	The organisation responsible for designing infrastructure for SA Water whether it be a third party under contract to SA Water or a Constructor, or an in-house entity

1.5 Disclaimer

- SA Water reserves the right to alter, amend or withdraw this document, at any time, without prior notice. SA Water reserves the right, at its discretion, to suspend the use of or remove any product from this Technical Standard.
- SA Water does not give preference to any particular make or type of product listed herein. Manufacturers are presented in alphabetical order, not in any order of preference.
- All products listed may be subject to change by the manufacturer. In such circumstances manufacturers are required to notify SA Water of any changes in the design, materials or manufacturing process of any approved product. SA Water is reliant upon manufacturers providing such notification in a timely manner and takes no responsibility for any issue that may arise should a manufacturer fail to do so.
- It is the responsibility of the Designer/ Constructor to ensure selected products are appropriate for the intended application.
- It is the responsibility of the Designer/ Constructor to ensure the product complies with the infrastructure category and meets the relevant Australian standards.
- It is the responsibility of the Constructor to ensure components do not exceed any expiry date.
- Product sizing may vary between manufacturers. Size range provided herein is a guide only and the Designer/ Constructor shall refer to the manufacturer for the product size and availability.
- Pipes and fitting sizes have been limited to DN 375 throughout this document. Larger sizes are available from the manufacturer. However, consideration of any product not itemised herein is subject to SA Water approval.
- Information within this document is correct at time of publication E&OE. The date of publication of this document can be found on the front page, and, in the left-hand corner of the footer on each subsequent page.

2 Scope

This document specifies products that are authorised for use within:

- Drinking water systems, and,
- Non-Drinking water systems

up to a maximum size of DN 375.

Should a development project contain any product of diameter larger than DN 375, specific approval from SA Water will be required for the works to be undertaken by means of the Developer Agreement.

The developer's Consultant or Contractor shall provide the SA Water Representative with data sheets/ manufacturer information for all products larger than DN 375.

SA Water will review the information provided and advice regarding the suitability of the product.

All products used within the Drinking Water system shall require compliance to TS 0800 - Materials in contact with drinking water.

Such products include pipes, fittings, valves, assorted components and materials used for coating, protection, lining, jointing, sealing and lubrication applications.

For the majority of products contained herein, AS/NZS 4020 (2018) compliance is a requirement of the Australian Standard for that product, e.g., AS/ NZS 2280, Ductile iron pipes and fittings.

Where an Australian Standard is not referenced for a particular product, AS/NZS 4020 (2018) compliance will require a separate confirmation of certification. If a product has AS/NZS 4020 (2005) certification, gap testing for leaching of organic material may be required.

2.1 Safety in Design



SA Water is committed providing safe workplaces for our people and safe services for our customers.

In keeping with this commitment, and to ensure the Supplier/Manufacturer has satisfied their legislated duties, the Supplier/Manufacturer shall provide information in accordance with the Work Health and Safety Act 2012 (SA) part 2 division 3, section 25. This may take the form of Operation and Maintenance manuals and/or SiD Hazard Registers (as specified by TS0101).



Designers that utilise products contained in this Standard shall apply SA Water Technical Standard TS0101 to incorporate the information provided by the Supplier/Manufacturer in the development of their design/s and transfer this to relevant parties.

3 Pipes


3.1 Ductile Iron Cement Lined Pipe (DACL)

Shall Comply with the following Standard/s	Drinking Water	AS/NZS 2280 AS/NZS 4020 (2018) AS 3680 AS 3681	
	Non-Drinking Water	AS/NZS 2280 AS/NZS 4020 (2018) AS 3680 AS 3681 WSA PS 200	
Specification	PN35 rated pipe only approved		<p>DN 80 – 375</p> 
Notes	<p>Used in Drinking Water and Non-Drinking Water Systems.</p> <p>All products, including pipes, fittings, coatings, linings, seals, and gaskets that are intended for contact with drinking water, shall comply with AS/NZS 4020 (2018)</p> <p>Drinking Water System pipes and fittings shall be wrapped in polyethylene sleeving coloured BLUE or BLACK</p> <p>Non-Drinking Water System pipes and fittings shall be wrapped in polyethylene sleeving coloured PURPLE</p> <p>PN20 Pipe shall not be used without SA Water approval.</p>		
Manufacturers	Iplex	Crevet Irontite	
	St Gobain PAM	TYTON Zinalium	
	Viadux	DIMAX Ranges – Tyton X and Tyton Z+	
	Vinidex	Linx GP and ZAP (Red band)	

3.2 PVC Pressure Pipe

Shall Comply with the following Standard/s	Modified PVC (PVC M)	AS/NZS 2032 AS/NZS 4020 (2018) AS/NZS 4765	 
	Oriented PVC (PVC O)	AS/NZS 2032 AS/NZS 4020 (2018) AS/NZS 4441	
Specification	Predominantly Series 2, PN16 Adelaide CBD and North Adelaide requires (minimum), PN20		
Notes	<u>All pipe connections shall be:</u> Rubber Ring Jointed (RRJ) DI fittings only. Refer 4.1		
	<u>Storage:</u> In compliance with AS/NZS 2032, if the total period of exposed storage outdoors is likely to exceed 12 months, pipes and fittings shall be covered and stored in a manner that allows ventilation and prevents heat entrapment.		
	<u>Sealing Rings</u> Sealing rings are to comply with AS/NZS 4020 (2018), and for Drinking Water supplies, they must additionally comply with Clause 3.6		
	<u>Colour Identification</u> In compliance with Table 4.1 of WSA 03, For any system, do not apply purple sleeve over a pipe, fitting, valve, or other appurtenance that is coloured blue and vice versa.		
	Drinking Water	Pipe colour – BLUE	
	Non-Drinking Water	Pipe colour – LILAC/ PURPLE	
Manufacturers	Pipemakers	PVC - M	
		PVC - O	All sizes ≤ 375 mm
	Iplex	PVC - M	BLUE/ PURPLE Rhino - All sizes ≤ 375 mm
		PVC - O	Apollo BLUE/ PURPLE - All sizes ≤ 375 mm
	Vinidex	PVC - M	Hydro - All sizes ≤ 375 mm
		PVC - O	Supermain - All sizes ≤ 375 mm
DAMOS	PVC - M	Series 2 - All sizes ≤ 375 mm	


3.3 Polyethylene Pipe

Shall Comply with the following Standard/s	Drinking Water and Non-Drinking Water	AS/NZS 4130 AS/NZS 4020 (2018)				
	Connections	AS 4130, AS 2033 AS/NZS 4020 (2018)				
Specification	Drinking Water	PE100 Pipe, PN16 OD63 – OD315				
	Non-Drinking Water					
	Connections	PE100 Pipe – PN16 or PE80 Pipe – PN16 OD25 – 63				
Notes	Drinking Water	BLACK with BLUE Stripe or All BLUE				
	Non-Drinking Water	Solid PURPLE Jacket				
	Connections OD 25 – 63 Diameters larger than OD 315 shall require specific SA Water approval	Drinking Water	Solid BLACK or BLACK with BLUE Stripe			
		Non-Drinking Water	Solid PURPLE Jacket			
Manufacturers	Australian Custom Pipes	DW, NDW, Connections				
	Cromford Pipe	DW, NDW, Connections	Identipipe			
	David Moss Group	DW, NDW, Connections				
	DM Plastic	DW, NDW, Connections	Goldline			
	Enviropipe	DW, NDW, Connections	ENVIROPRESSURE			
	Iplex	DW, NDW, Connections	POLIplex			
	Poly Pipe	DW, NDW, Connections				
	Vinidex	DW, NDW, Connections				
	Zest	DW, NDW, Connections				
Advanced Piping Systems	DW, NDW, Connections	Maxiplast Polyethylene - PE100 - Acu-Pipe.				

Size of PE Pipe Equivalent


Standard Pipe Size	PE Pipe Equivalent	Standard Pipe Size	PE Pipe Equivalent
DN 20	OD 25	DN 100	OD 125
DN 40	OD 50	DN 150	OD 180
DN 50	OD 63	DN 200	OD 250
DN 80	OD 90	DN 250	OD 315

3.4 Steel Cement Lined Pipes (SCL)



Shall Comply with the following Standard/s	Drinking Water	AS 1579 AS/NZS 4020 (2018) TS 0420	
	Non-Drinking Water	AS 1579 AS 1281 WSA PS 203 TS 0420	
Specification	Drinking Water	Steel pipe coated with sintakote fusion bonded polyethylene and lined with cement mortar	
	Non-Drinking Water	Non-Drinking Water System pipes and fittings shall be wrapped in polyethylene sleeving coloured PURPLE	
Notes	Jointing: Spherical Slip-in (Welded) Ball & SOC (Welded) Plain Ended Butt Joint (Welded) Butt Joint with Collar (Welded) Spirally welded pipe to comply with TS 0420 Flange (In accordance with AS/NZS4087)		
Manufacturer	Steel Mains Pty Ltd		

Refer [9.2](#) for SCL Fabricators

3.5 Copper Tube

Shall Comply with the following Standard/s	AS 1432 AS/NZS 4020 (2018)	
Specification	Type A, colour code green, annealed or bendable	
Notes	Used for connections only DN 20 – DN 50 Only Availability shall be confirmed with the manufacturer	
Manufacturer	Kembla	

3.6 Rubber Sealing Rings

Shall Comply with the following Standard/s	TS 0800 (which incorporates AS/NZS 4020 (2018)) <i>SA Water's specific compliance requirements with respect to TS 0800, are specified in clause 1.1.1</i> AS 1646			
Notes	If a manufacturer makes changes to any component of an approved product (i.e., different supplier/rubber type), they must notify the owner of this standard (TS 0503). Any changes to an approved product, requires SA Water approval.		A sticker must also be affixed to the outside of the pipe, indicating the presence of compliant sealing rings.	
Manufacturers		Manufacturer's product compound	Manufacturer's product code	Compliant sealing ring markings.
	Hultec Asia Pacific Pty Ltd	EPDM	HT5557	NC is moulded inside the rubber ring. 
		EPDM	HT5567-3	
		EPDM	HT5717	
		NBR	HT4627	
		SBR	HT457	
		SBR	HT627	
	Gulf Rubber Australia Pty Ltd	EPDM	5410S	The Letter S and Year of manufacture, moulded inside the rubber ring. 
		EPDM	5514S	
		EPDM	5615S	
		EPDM	5718S	
		EPDM	5811S	
		NBR	4711S	
		NBR	4811S	
		SBR	2410S	
		SBR	2512S	
		SBR	2612S	





4 Fittings

4.1 Ductile Iron (FBE Coated)





Shall Comply with the following Standard/s	AS/NZS 2280 AS/NZS 4020 (2018)
Specification	PN 16 unless otherwise specified (Series 2) Flanges to: - AS/NZS 4087, PN16 AS/NZS 4087, PN35
Notes	BLACK/BLUE coloured fittings are not acceptable for use in Non-Drinking Water Systems for property connections (ref clause 1.1.2)

4.1.1 Principal Items (Regularly Used)

4.1.1.1 Tee "T" (Including Reducing Tee)

SOC/SOC Branch SOC		SOC/SOC Branch FLG		FLG/FLG Branch FLG		SPI/SPI Branch SPI	
							
DN 80 – 375		DN 80 – 375		DN 80 – 375		DN 100 - 300	
Manufacturers							
Derwent Industries		Derwent Industries		Derwent Industries		Derwent Industries	
Dobbie Dico		Dobbie Dico		Dobbie Dico			
Galvin Engineering	STD PN35	Galvin Engineering	Ezy-Lift PN16	Galvin Engineering			
	Ezy-Lift PN16						
Iplex	STD PN35	Iplex	STD PN35	Iplex		Iplex	
	Crevet SL PN16		Crevet SL PN16				
Mallet Foundry		Mallet Foundry		Mallet Foundry			
Viadux	STD PN35	Viadux	STD PN35	Viadux		Viadux	
	Auslite PN16		Auslite PN16				
Vinidex	STD PN35	Vinidex	STD PN35	Vinidex			
	SLII PN16		SLII PN16				
DAEMCO		DAEMCO		DAEMCO			

4.1.1.2 Bends

SOC/SOC		FLG/FLG		FLG/SOC		FLG/SPI	
							
DN 80 – DN 375 (11 ¼° - 90°)		DN 80 – DN 375 (11 ¼° - 90°)		DN 80 – DN 375 (11 ¼° - 90°)		DN 80 – DN 375 (11 ¼° - 90°)	
Manufacturers							
Derwent Industries	PN 35	Derwent Industries	Derwent Industries	Derwent Industries	Derwent Industries	Derwent Industries	Derwent Industries
	PN 16						
Dobbie Dico		Dobbie Dico		Dobbie Dico			
Galvin Engineering	STD – PN35	Galvin Engineering (DN 100 & DN 150)	Galvin Engineering (DN 100 & DN 150)	Galvin Engineering (DN 100 & DN 150)	Galvin Engineering (DN 100 & DN 150)	Galvin Engineering (DN 100 & DN 150)	Galvin Engineering (DN 100 & DN 150)
	Ezy-Lift PN16						
Gillies Metaltech Ltd				Gillies Metaltech Ltd			
Iplex	STD – PN35	Iplex	Iplex	Iplex	Iplex	Iplex	Iplex
	Crevet SL - PN16						
Mallet Foundry		Mallet Foundry					
Viadux	STD – PN35	Viadux	Viadux	Viadux	Viadux	Viadux	Viadux
	Auslite PN16						
Vinidex		Vinidex		Vinidex			
DAEMCO		DAEMCO					

Note:


- 6° SOC bends may be available from Viadux, (DN 100 – DN 200)

4.1.1.3 Connectors

4.1.1.3.1 Socket / Socket, Flange / Socket & Flange / Spigot





SOC SOC 	FLG/SOC 	FLG/SPI 
DN 80 - 375	DN 80 - 375	DN 80 - 375
Manufacturers		
Derwent Industries	Derwent Industries	Derwent Industries
	Dobbie Dico	Dobbie Dico
	Galvin Engineering	Galvin Engineering
	Gillies Metaltech	
Iplex	Iplex	Iplex
	Mallet Foundry	Mallet Foundry
Viadux	Viadux	Viadux
Vinidex	Vinidex	Vinidex
	SL PN35 DN 100 - 375	SL PN35 DN 100 - 375
	SLII PN16 DN 100 - 250	SLII PN16 DN 100 - 375
DAEMCO	DAEMCO	DAEMCO
	PN 16 and PN 35 DN 80 - 375	PN 16 and PN 35 DN 80 - 375

4.1.1.3.2 Double Flanged Extension Pipe (Flanged Connector)

Shall Comply with the following Standard/s	AS/NZS 2280 AS/NZS 4020 (2018)	
Notes	<p>Hydrant Riser Including - Tapped 2" BSP Range of lengths offered. Confirm availability with manufacturer</p> <p>Special orders may be manufactured to any length up to 5 meters Long</p>	 DN 80 - DN 375 Lengths 100 - 1120
Manufacturers	Derwent Industries	
	Dobbie Dico	
	Galvin Engineering	
	Iplex	FLG/FLG Tapped 2" BSP DN 80 x (230) (225nom)
	Viadux	
	Vinidex	
	DAEMCO	

4.1.1.4 Reducer/Taper


4.1.1.4.1 Standard Reducer

SOC/SOC 		FLG/FLG 		FLG/SOC 		SPI/SPI 		FLG/SPI 	
DN 100 - 375		DN 100 -375		DN 100 - 300		DN 100 -300		DN 100 - 300	
Manufacturers									
Derwent Industries		Derwent Industries		Derwent Industries		Derwent Industries		Derwent Industries	
		Dobbie Dico							
Galvin Engineering		Galvin Engineering							
Gillies Metaltech Ltd									
Iplex		Iplex		Iplex		Iplex		Iplex	
Mallet Foundry		Mallet Foundry							
Viadux		Viadux		Viadux		Viadux		Viadux	
Vinidex	SL PN35	Vinidex	SL PN35	Vinidex	SL PN35				
	SLII PN16				SLII PN16				
		DAEMCO							



4.1.1.4.2 Eccentric Reducer Flange / Flange

		
Manufacturers	Derwent Industries	
	Iplex	
	Mallet Foundry	
	Viadux	
	Vinidex	SL PN35

4.1.1.5 Hydrant Tee “T”

Riser Hydrant 80mm 		SPI/SPI Branch FLG 		SOC/SPI Branch FLG 	
DN 100 - 375		DN 80 – 375		DN 300 (80 & 100)	
Manufacturers					
Derwent Industries		Derwent Industries		Derwent Industries	
Galvin Engineering		Galvin Engineering			
Iplex		Iplex		Iplex	
		Mallet Foundry		Mallet Foundry	
Viadux		Viadux		Viadux	
Vinidex	SL PN35	Vinidex	SL PN35	Vinidex	SLII PN16
DAEMCO		DAEMCO			

4.1.1.6 Extension Pipe with Puddle Flange

FLG/FLG With Puddle Flange 		FLG/SOC With Puddle Flange 	
DN 100 – 375 Length 600 - 915		DN 100 – 375 Length 450 – 915	
Manufacturers			
Derwent Industries		Derwent Industries	
Galvin Engineering		Galvin Engineering	
Iplex		Iplex	
		Viadux	
Vinidex		Vinidex	
DAEMCO		DAEMCO	





Refer to [4.2.1](#) for polyethylene puddle flange

Refer to [9.1.1](#) for factory fabricated polyethylene pipe

Refer to [9.2.1](#) for factory fabricated mild steel specials

4.1.2 Less Frequently Utilised Items

4.1.2.1 Supported Bends


<p>Hydrant Bend</p> 	<p>FLG/SOC With Heel</p> 	<p>FLG/FLG With Heel</p> 	<p>FLG/FLG Duck foot</p> 
<p>DN 80 - 150</p>	<p>DN 100 SOC - DN 80 FLG DN 150 SOC - DN 80 FLG</p>	<p>DN 80 - 375</p>	<p>DN 80 - 375</p>
Manufacturers			
<p>Derwent Industries</p>	<p>Derwent Industries</p>		<p>Derwent Industries</p>
<p>Dobbie Dico</p>	<p>Dobbie Dico</p>		<p>Dobbie Dico</p>
	<p>Galvin Engineering</p>		
<p>Iplex</p>	<p>Iplex</p>	<p>Iplex</p>	<p>Iplex</p>
<p>Viadux</p>	<p>Viadux</p>		<p>Viadux</p>
	<p>DAEMCO</p>		

4.1.2.2 Cap

		
Manufacturers	Derwent Industries	
	Mallet Foundry	
	Vinidex	SL - PN35
	Vinidex	
	DAEMCO	

4.1.2.3 Flanges



4.1.2.3.1 Blind / Blank

Shall Comply with the following Standard/s	AS/NZS 4087, PN16 AS/NZS 4087, PN35 AS/NZS 4020 (2018)	
		
Manufacturers	Derwent Industries	
	Dobbie Dico	
	Iplex	PN16 PN35
	Viadux	
	DAEMCO	PN 16

4.1.2.3.2 Blank Flange Threaded BSP (With/Without) Location Lugs

		
Manufacturers	Iplex	Available on Request
	Viadux	BSP Thread, any DN up to fitting DN
	DAEMCO	Blank and tapped


4.1.2.4 Flange Flared Fittings

FLG/FLR Bend 	FLG/FLR 
DN 80 - 375	
Manufacturers	Derwent Industries
	Iplex
	Viadux

4.2 Polyethylene Fittings

Shall Comply with the following Standard/s	AS/NZS 4129 AS/NZS 4020 (2018)
Specification	Butt welded Items shall only be fabricated by welders who have attained the PMBWELD301B qualification. Electrofusion welding shall only be fabricated by welders who have attained the PMBWELD302B qualification.
Notes	Only PE products identified in this document are approved for use. In addition, the products shall be obtained from one of the listed Manufacturers, or their Agent. Upon completion, the Fabrication Company shall provide the SA Water Representative with a Form : Identifying every weld, with the date of the weld and name and id of the technician who undertook the weld Itemising the materials used, i.e., item manufacturer & description. Each weld shall be stamped with the welder id. The Form shall be signed by an authorised officer of the Fabrication Company and shall be co-signed by the Construction Contractor installing the item.


4.2.1 Flange / Flange with Thrust Ring & 80 Flange Fire Plug Offtake

 <p>DN 100 - 375</p>	
Manufacturer	Refer Section <u>9.1.1</u> Factory Fabrication of PE Specials

Refer 9.1.2 for Mild Steel Cement Lined

Refer 4.1.1.6 for Ductile Iron Cement Lined

4.2.2 Electrofusion Couplings


Shall Comply with the following Standard/s	AS/NZS 4129 AS/NZS 4020	
Note	Diameters larger than OD 315 shall require specific SA Water approval	
Manufacturers	Fusion Group	Fusamatic
	Georg Fischer	
	Nupigeco SpA	EloFIT
	Plasson	Smartfuse
	Rollmaplast	
	Vinidex	Frialen
	Advanced Piping Systems	Plastitalia

4.2.3 Electrofusion Puddle Flange


Refer [4.1.1.6](#) Extension Pipe for Ductile Iron Puddle Flange fittings.

	 OD160 - 315	
Notes	Only to be installed in accordance with manufacturers installation instruction for this product and within the guidelines of PIPA document POP 001	
Manufacturer	Plasson	Flex Restraint
	Vinidex	Fixbloc

4.2.4 Butt Weld Fittings

Shall Comply with the following Standard/s	AS/NZS 4129 AS/NZS 4020 (2018)	
Notes	<p>Diameters larger than OD 315 shall require specific SA Water approval.</p> <p>Approval is for <u>only the following specific SDR11 Spigot fittings.</u></p> <p>Both Long & Short Spigot: Bend, 90° & 45° Tees, Equal & Reducing Reducer Flange Adaptor, Long & Stub Cap</p>	
Manufacturers	Fusionweld	Spigot Fittings
	Georg Fischer	EF Spigot Fittings
	MAKO Poly	PE Butt Fusion Fittings
	Nupigeco SpA	EloFIT Spigot Fittings
	Simona AG	Spigot Fittings
	Advanced Piping Systems	Spigot and Butt


4.2.4.1 Ductile Iron Restraining (Puddle) Flange for PE 100 Pipe

Notes	<p>Manufactured with a gripping profile which is bolted in place and imbeds into the surface of the PE pipe, to provide the required thrust capability.</p> <p>PN 16</p>	
Sizes	DN 125 and DN 180	
Manufacturer	Derwent Industries	


4.2.5 Mechanical Couplings

<p>Shall Comply with the following Standard/s</p>	<p>AS/NZS 4129 AS/NZS 4020 (2018)</p>	
<div style="display: flex; justify-content: space-around; align-items: center;">    </div> <p style="text-align: center;">OD25 - 63</p>		
<p>Notes</p>	<p>PE fittings with male threaded end connectors, shall not be screwed directly into pre tapped connectors or tapping saddles</p>	
<p>Manufacturers</p>	<p>Georg Fischer</p>	
	<p>Magnum (Iplex)</p>	
	<p>Milnes (ESSE)</p>	
	<p>Nupigeco SpA</p>	<p>EloPRESS Compression Fittings</p>
	<p>Philmac</p>	<p>3G Metric</p>
	<p>Plasson</p>	<p>Metric Compression Fittings</p>
	<p>FusionWeld (Fusion Plast)</p>	
	<p>Supreme (Viadux)</p>	<p>S16 Compression Fittings</p>
	<p>Advanced Piping Systems</p>	<p>Compression Fittings</p>
	<p>Viega</p>	<p>Geopress K Fittings <i>(Only to be fitted, using the Viega press gun)</i></p>

4.3 Flange Offtakes (Stainless Steel)

Shall Comply with the following Standard/s	AS 4181 AS/NZS 4020 (2018)						
Notes	For use on DICL, CICL, Steel, Copper, RC and AC. * Not to be used for joining of pipes or for the following materials: PVC-O, GRP, PE and other plastics	 <p style="text-align: center;">DN 100 – 375</p>					
Manufacturers	<table border="1" style="width: 100%; text-align: center;"> <tr><td>AVK</td></tr> <tr><td>Iplex (Crevet)</td></tr> <tr><td>Viadux (Wang)</td></tr> <tr><td>RMC</td></tr> <tr><td>Derwent Industries</td></tr> </table>		AVK	Iplex (Crevet)	Viadux (Wang)	RMC	Derwent Industries
AVK							
Iplex (Crevet)							
Viadux (Wang)							
RMC							
Derwent Industries							

4.3.1 Flanged Off – Takes (Ductile Iron)



Shall Comply with the following Standard/s	AS/NZS 4129 AS/NZS 4020 (2018) AS 4181	
Notes	(PN 16) For use on PE 100 pipe, S2-PVC, AC, GRP, DI, CI	 <p style="text-align: center;"> DN 125 x 80 125 x 100 180 x 80 180 x 100 </p>
Manufacturer	Derwent Industries (DI Uniclamp)	

4.4 Steel Cement Lined Fittings

<p>Shall Comply with the following Standard/s</p>	<p>AS 1579 AS 1281 AS/NZS 4020 (2018) WSA PS 203</p>	
<p>Notes</p>	<p>MSCL Specials, e.g., tees, bends, extension piece with puddle flange etc shall be manufactured only by Approved Suppliers</p>	
<p>Manufacturers</p>	<p>Refer 9.2.1 for Factory Fabrication of SCL Specials Refer 3.4 for SCL Pipe Manufacturers</p>	

5 Mains Tapping Fittings

5.1 Ductile Iron (FBE Coated) Pre-Tapped Connectors

Shall Comply with the following Standard/s		AS/NZS 2280 AS/NZS 4020 (2018)	
Single Tapping Each Side		Twin Tapping Each Side	
			
DN 100 x (3/4" – 2" BSP) DN 150 x (3/4" – 2" BSP) DN 200 x (2" BSP)		DN 100 x (3/4" – 1" BSP) DN 150 x (3/4" – 1" BSP) DN 200 x (3/4" BSP)	
Manufacturers			
Derwent Industries		Derwent Industries	
Dobbie Dico		Dobbie Dico	
Galvin Engineering		Galvin Engineering	
Iplex		Iplex	
Viadux		Viadux	
Vinidex		Vinidex	
Stockbrands	Nylon	Stockbrands	Nylon
DAEMCO		DAEMCO	

5.2 Tapping Saddles


5.2.1 For, DICL/CICL, PVC & AC Pipes Only

Shall Comply with the following Standard/s	AS/NZS 4793 AS/NZS 4020 (2018) WSA PS 313	
316 Stainless Steel	Ductile Iron Or Gunmetal	
		
DN 80 - 375	DN 80 - 375	





Material	20 and 25 mm Offtake Manufacturers		
	DICL & CICL	PVC	AC
Bronze	Milnes / 60B (Iplex)		
Ductile Iron	Viadux / Iso-tap	Viadux / Iso-tap	Viadux / Iso-tap NIBF (Iplex)
Ductile Iron FBE Coated	NIBF / Taptite (Iplex)	NIBF (Iplex)	
Gunmetal		Milnes / 60A (Iplex)	Milnes / 60B (Iplex)
		RMC Sureseal	RMC Sureseal
Nylon		Stockbrands (incl. Self-Tapping type)	Stockbrands (incl. Self-Tapping type)
316 Stainless Steel	Wang KT (Viadux)	Talbot / Self Tapping	
		Wang KT (Viadux)	Wang KT (Viadux) Wang BPS (Viadux)
Material	40 mm Offtake Manufacturers		
	DICL & CICL	PVC	AC
Bronze			Milnes / 60B (Iplex)
			RMC Sureseal
Ductile Iron	Viadux / Iso-tap		
Ductile Iron FBE Coated	NIBF / Taptite (Iplex)		
Gunmetal		Milnes / 60A (Iplex)	
		RMC Sureseal	
Nylon		Stockbrands (incl. Self-Tapping type)	Stockbrands (incl. Self-Tapping type)
316 Stainless Steel	Wang BPS (Viadux)	Wang BPS (Viadux)	Wang BPS (Viadux)

Material	50 mm Offtake (used with OD63 PE) Manufacturers		
	DICL & CICL	PVC	AC
Ductile Iron FBE Coated	NIBF (Iplex)		
Gunmetal		Milnes / 60A (Iplex)	
Nylon		Stockbrands (incl. Self-Tapping type)	Stockbrands (incl. Self-Tapping type)
316 Stainless Steel	Wang BPS (Viadux)	Wang BPS (Viadux)	Wang BPS (Viadux)


5.3 Electro Fusion Tapping Tee and Branch Saddle (For Polyethylene Pipes Only)

Shall Comply with the following Standard/s	AS 4129 AS/NZS 4020 (2018)		
Notes	Electrofusion tapping saddle shall always be used with Underpart as shown	 <p>OD63 - 315</p>	
Manufacturers			
Georg Fischer			
Fusionweld	Multiseal		
Plasson	Advanced Piping Systems		

5.4 Tapping Couplings (For 63 mm Pipes Only)

Shall Comply with the following Standard/s	AS 4129 AS/NZS 4020 (2018)		
			
Manufacturers			
Plasson	Talbot (Self-Tapping)	Refer Clause <u>4.2.5</u>	Viega <i>(Only to be fitted, using the Viega press gun)</i>




5.5 Steel Boss – Tapped, Weld On (For MSCL Pipes Only)

<p>Shall Comply with the following Standard/s</p>	<p>AS/NZS 4020 (2018)</p>
<p>1/8" – 1 1/2" BSP</p>	
<p>Manufacturer</p>	<p>Ferretti International</p>


6 Couplings/Adaptors

Shall Comply with the following Standard/s	AS/NZS 4158-1 AS/NZS 4020 (2018) AS/NZS 4998
Specification	WSA PS 270
Notes	Grade 316 stainless steel bolts having a life expectancy of over 50 years. Permitted for use in accordance with WSCM drawings 4005-30005-06 and 4005-30005-09. Not to be used on polyethylene pipes. Bitumen coated end clips shall not be used.


6.1 Straight, Stepped & Adaptor Flange Couplings

					
DN 80 - 375		DN 80 - 375		DN 80 - 375	
Manufacturers					
AVK	Model 601 Trim 4312, Supa Coupling	AVK	Model 602 Trim 4312, Supa Stepped Coupling	AVK	Model 603 Trim 4312, Supa Adaptor Flange
Georg Fischer	WAGA Multi-Joint 3000 Plus (DN 80 – 300)	Georg Fischer	WAGA Multi-Joint 3000 Plus (DN 80 – 300)		
Viadux (Wang)	Multigib coupling & Vari-Gib coupling long sleeve preferred & (Easigib Coupling)	Viadux (Wang)	DN 100 – 150 (133 - 172 mm) VGib RCF SAW	For use on RC/ PVC Pipe	
Viking Johnson Maxifit	Maxifit coupling long sleeve preferred				
DAEMCO	DN 80 - 300				
HAWLE	DN 50 - 300	HAWLE		HAWLE	

6.2 Gibault's

Shall Comply with the following Standard/s	AS/NZS 4020 (2018) AS/NZS 4998	
Notes	Permitted for use in accordance with WSCM drawings. Not to be used on polyethylene pipes.	 <p>DN 100 – 375</p>
Manufacturer	DEKS	Flex-Gib


6.3 Camlock Couplings

Shall Comply with the following Standard/s	AS 3688 AS/NZS 4129 AS/NZS 4020 (2018)	
Notes	Metal or Polyethylene. Coupling (Type F) with BSP male thread. Dust Cap (Type DC).	 <p>DN 50 - 100</p>
Manufacturers	Austrahose	
	Philmac	
	Banjo	


7 Valves

7.1 Gate Valves




7.1.1 Resilient Seat Gate Valve Double Flange

Shall Comply with the following Standard/s	AS 2638-2 AS/NZS 4020 (2018) WSA PS 260	
Notes	PN 16 unless otherwise specified.	 <p>DN 50 - 375</p>
Manufacturers	AAP Industries Pty Ltd (Maxiflo)	
	AVK (Viadux) Sureflow AUSLITE III	Series 57/40 Series 57/80 PN 25
	Betta Valves	
	Challenger (KARON)	Licence No. SMPK 20472
	Derwent Industries	
	Weflo Valve (Reece) DIMAX O S and Y	DN 80 – 375 (PN 16)
	DAEMCO	DN 80 – 375 mm
	HAWLE	E3


7.1.2 Resilient Seat Gate Valve Double Socket

Shall Comply with the following Standard/s	AS 2638-2 AS/NZS 4020 (2018) WSA PS 260	
Notes	Only to be used on DICL pipes and secured with Tytonlok retaining ring (PN 16)	 <p>DN 80 - 300</p>
Manufacturers	AAP Industries Pty Ltd (Maxiflo)	
	AVK (Viadux)	
	Betta Valves	
	Derwent Industries	
	Viadux	
	DAEMCO	
	Weflo Valve (Reece) DIMAX	

7.1.3 Resilient Seat Gate Valve with PE Pipe Connection Ends


Shall Comply with the following Standard/s		AS 2638-2 AS/NZS 4020 (2018) WSA PS 260	
			
RSVG FL/ PE Ends DN 80 Flange - PE OD75 (fusion or butt weld applications)	Series 01/70 (tensile resistant PE ends – restrained joints) PE OD90 – 315		Series 36/80 (fusions or butt weld applications) PE OD75 - 315
	Series 16/50 (POM with tensile restrained joints for PE pipes) PE OD63		
Manufacturer			
AVK (Iplex)	AVK (Iplex)	AVK (Iplex)	
	DAEMCO OD125 and OD 180		
	Derwent OD 125 – OD 315		

7.1.4 Metal Seat Gate Valve Double Flange

Shall Comply with the following Standard/s		AS 2638-1 AS/NZS 4020 (2018)	
Notes	These valves are for PN 35 applications. PN35 Gate Valves with interference fit body and door seat rings are not supported for use within SA Water's critical water supplies (inclusive of drinking water and raw water systems). This is applicable to trunk mains, bulk transfer, and critical water supply systems.	 DN 80 - 350	
		AVK	
		Viadux	


7.2 Ball Valve

7.2.1 Polyethylene Ball Valve




Shall Comply with the following Standard/s	AS/NZS 4129 AS/NZS 2638.2 AS/NZS 2638.1 AS/NZS 4020 (2018)	
Notes	DN 40 and DN 50	
Manufacturers	Iplex Philmac Vinidex	

7.2.2 Brass Ball Valve



7.2.2.1 DN 25 – DN 50

Shall Comply with the following Standard/s	AS 3688 AS/NZS 4020 (2018)	
Notes	Brass body with Stainless Steel Ball and Stainless-Steel handle. DN 25, 40, 50	
Manufacturers	Zetco Austworld	


7.2.2.2 DN 20 x 90° Angle Valve

Shall Comply with the following Standard/s	AS 3688 AS/NZS 4020 (2018)			
Notes	Brass body with Stainless Steel Ball			
	One-Piece Valve	with Brass handle	Stainless Steel handle	
Manufacturers	Zetco	DN 20	DN 20	DN 20
	Austworld	DN 20 (PN 20 and 25)	DN 15- 50 (PN 20 and 25)	DN 15- 50


7.2.2.3 NDW Ball Valves

Shall Comply with the following Standard/s	AS 3688 AS/NZS 4020 (2018)		
Notes	Brass body with Stainless Steel Ball Solid Purple colour for NDW Systems (Ref: Clause 1.1.2)		
Manufacturers	Zetco	DN 20	DN 25, 40, 50
	Austworld	DN 15- 50 (PN 20 and 25)	DN 15- 50 (PN 20 and 25)


7.3 Pressure Reducing/Flow Control

Shall Comply with the following Standard/s	AS 5081 AS/NZS 4020 (2018)		
Notes		 DN 50 - 300	
Manufacturers	Bermad (Series 720 and 770 – U)		
	M.E. Mack 13 series (PN 16) Mack 33 Series (PN 35)		
	Singer		


7.4 Swing Check

Shall Comply with the following Standard/s	AS 4794 AS/NZS 4020 (2018) WSA PS 264		
Notes	Resilient Seated DN 80 – 250 Metal Seated DN 80 - 300	 DN 80 - 300	
Manufacturers	AVK (Iplex)		
	Viadux		

7.5 Air Release


Shall Comply with the following Standard/s	AS/NZS 4158 AS/NZS 4020 (2018) WSA 106 WSA PS 265			
Notes				
Manufacturers	Amiad		PN 16	
			PN 25	
	AVK (Iplex)		Series 851	PN 16
				PN 25
	Bermad		Double Orifice	Glass Reinforced
				Ductile Iron
	PIHA Vent Master			
	Ventomat		RBX Series	

7.6 Non-Return


Shall Comply with the following Standard/s	AS 4794 AS/NZS 4020 (2018) WSA PS 264		
Notes	 <p data-bbox="1007 1742 1142 1771">DN 80 - 300</p>		
Manufacturer	Crane (Iplex)		
	Pentair Valves and Controls		Keystone 86

7.7 Butterfly Valves


7.7.1 Wafer type

Shall Comply with the following Standard/s	AS 4795 WSA PS 263 AS/NZS 4020 (2018)	
Notes	Available with handle or gearbox (shown)	 <p>DN 50 - 350</p>
Manufacturers	AVK (Iplex)	
	Pentair Valves and Controls	
	Ebro	
	Turnflo	
	Wouter Witzel EVS (AVK)	
	DIMAX	


7.7.2 Lugged Type

Notes	Available with handle or gearbox	 <p>DN 50 - 300</p>
Manufacturers	AVK (Iplex)	Pentair Valves and Controls
	Ebro	DIMAX


7.7.3 Double Flange Type

Notes	Available with handle or gearbox (shown)	 <p>DN 50 - 350</p>
Manufacturers	AVK (Iplex)	
	Pentair Valves and Controls	
	Ebro	
	Wouter Witzel EVS (AVK)	

7.8 Combination Air

Shall Comply with the following Standard/s	AS 4956 AS/NZS 4020 (2018) WSA 106 WSA PS 265	
Notes		 <p style="text-align: center;">DN 20 - 80</p>
Manufacturer	Bermad Model C30	


7.9 Valve Spindle Extension

Shall Comply with the following Standard/s	WSA PS 262	
Notes		 <p style="text-align: center;">Length 150 - 1200</p>
Manufacturers	Iplex	
	Hadaway	
	Viadux	


8 Hydrants

8.1 Below Ground

8.1.1 Fire Hydrants (Fire Plug)



Shall Comply with the following Standard/s	AS 2419 AS/NZS 4020 (2018) AS/NZS 4087	
Notes	For Drinking Water networks. PN 35 Fire Plugs must be supplied and installed with an 8 bolt - B6 mating flange and have a PN 35 stainless steel identification tag and cable.	 <p style="text-align: center;">PN 16 DN 80 PN 35 - Series 29</p>
Manufacturers	AVK	PN 16 PN 35
	Challenger Valves and Actuators	PN 16
	Viadux	PN 16 PN 35
	Derwent Industries	PN 16

8.1.2 Air Release Hydrant (Spring Hydrant)

Shall Comply with the following Standard/s	AS 3952 AS/NZS 4020 (2018) AS/NZS 4087 WSA PS 267	
Notes	Used for Non-Drinking Water applications only. Claw to be solid purple colour (ref: Clause 1.1.2)	 <p style="text-align: center;">DN 80</p>
Manufacturer	AVK	PN 16
	Derwent Industries	PN 16
	Viadux	PN 16

8.2 Above Ground

8.2.1 Pillar Type Key Operated, Firehose Thread Outlet


<p>Shall Comply with the following Standard/s</p>	<p>AS 2419 AS/NZS 4087 AS/NZS 4020 (2018)</p>	
	<p>Light Weight Single Outlet</p>  <p>DN 63</p>	<p>Double Outlet</p>  <p>DN 63</p>
<p>Manufacturer</p>	<p>Viadux</p>	<p>Viadux</p>

9 Authorised Fabricators / Contractors

9.1 Polyethylene Fabrication

Shall Comply with the following Standard/s	AS/NZS 4129 AS/NZS 4130 AS/NZS 4020 (2018)
Notes	<p>Only PE products catalogued in this Standard are approved for use for fabrication of PE Specials.</p> <p>That is, products shall be supplied by one of the listed Manufacturers, or his Agent.</p> <p>Items shall only be fabricated by welders who have attained the PMBWELD301B qualification.</p> <p>Upon completion, the Fabrication Company shall provide the SA Water Representative with a Form:</p> <p>Identifying every weld, with the date of the weld and name and id of the technician who undertook the weld.</p> <p>Itemising the materials used, i.e., item manufacturer & description.</p> <p>Each weld shall be stamped with the welder ID.</p> <p>The Form shall be signed by an authorised officer of the Fabrication Company and shall be co-signed by the Construction Contractor installing the item.</p>

9.1.1 Factory Fabrication of PE Pipe Specials

 <p>DN 100 – 375</p>	
Manufacturer	Bianco Precast
	Dalkeith Plastics Pty Ltd
	Fusion Weld Pty Ltd
	Poly Pipe Fabrications Pty Ltd
	Statewide Poly Pty Ltd
	Advanced Piping Systems

Refer [4.1.1.6](#) for puddle flange extension pipes

9.1.2 Field Butt Welders for PE Pipework and Fittings



Shall Comply with the following Standard/s	<p>AS/NZS 4129 AS/NZS 4020 (2018)</p> <p>Only PE products catalogued in this Standard are approved for use for fabrication of PE Specials.</p> <p>That is, products shall be supplied by one of the listed Manufacturers, or their Agent.</p>
Notes	<p>Items shall only be fabricated by welders who have attained the PMBWELD301B qualification.</p> <p>Upon completion, the Fabrication Company shall provide the SA Water Representative with a Form:</p> <p>Identifying every weld, with the date of the weld and name and id of the technician who undertook the weld</p> <p>Itemising the materials used, i.e., item manufacturer & description.</p> <p>Each weld shall be stamped with the welder id.</p> <p>The Form shall be signed by an authorised officer of the Fabrication Company and shall be co-signed by the Construction Contractor installing the item.</p>

Authorised Contractors	Dalkeith Plastics Pty Ltd
	Statewide Poly Pty Ltd
	Poly Pipe Fabrications
	Advanced Piping Systems

9.2 Steel Cement Lined (SCL) Fabrication

Shall Comply with the following Standard/s	<p>AS/NZS 1281 AS/NZS 1579 AS/NZS 4321 AS/NZS 4020 (2018) TS 04020</p>
Notes	<p>SCL fabricated products shall be manufactured from material obtained from an approved SCL supplier. Refer 3.4 for SCL Product Manufacturer.</p> <p>Items shall only be fabricated by welders who have attained a qualification appropriate for the required standard of welding.</p> <p>The Form shall be signed by an authorised officer of the Fabrication Company and shall be co-signed by the Construction Contractor installing the item.</p>

9.2.1 Factory Fabrication of SCL Specials

<p>Shall Comply with the following Standard/s</p>	<p>AS 1579 AS 1281 AS/NZS 4020 (2018) WSA PS 203 TS 0420</p>		
<p>Specification</p>	<p>Drinking Water</p>	<p>Steel pipe coated with sintakote fusion bonded polyethylene and lined with cement mortar</p>	  <p>DN 100 - 375</p>
<p>Non-Drinking Water</p>	<p>NDW System pipes and fittings shall be wrapped in polyethylene sleeving coloured LILAC</p>		
<p>Notes</p>	<p>Jointing methods: Rubber Ring. Spherical Slip-in (Welded). Ball & SOC (Welded). Plain Ended Butt Joint (Welded). Butt Joint with Collar (Welded).</p> <p>Flange (In accordance with AS4087) MSCL Specials, e.g., tees, bends etc are manufactured by approved suppliers to suit project requirements</p>		
<p>Manufacturer</p>	<p>Contract Engineering SA</p> <p>Lincoln Engineering</p> <p>Ferretti International</p> <p>Smart Fabrication</p> <p>Steel Mains Pty Ltd</p> <p>Tatiara Industrial Repairs</p> <p>Water Engineering Technologies</p>		

Refer 0 for SCL Fittings

Refer 9.1.1 for Polyethylene

Refer 4.1.1.6 for puddle flange extension pipes

9.2.2 Field Welding of SCL Specials


Shall Comply with the following Standard/s	AS/NZS 1281 AS/NZS 1579 AS/NZS 4321 AS/NZS 4020 (2018) TS 0420
Specification	Items shall only be fabricated by welders who have attained a qualification appropriate for the required standard of welding.
Notes	SCL fabricated products shall be manufactured from material obtained from an approved SCL supplier. Refer 3.4 Prior to commencement of any work, the Contractor shall provide the SA Water Representative with: <ul style="list-style-type: none"> • Weld Procedures for approval • A copy of the Welders Qualifications. • An Inspection & Test Plan for the required work. • NDT at a rate specified by SA Water • Weld Trace Maps and Details. Consistent with TS 0420
Authorised Contractors	Contract Engineering SA
	Lincoln Engineering
	N&A Mobile Welding Services
	Ferretti International
	Smart Fabrication
	Tafiara Industrial Repairs
	Water Engineering Technologies

9.3 Under Pressure Tapping Services


Shall Comply with the following Standard/s	WSA 03 – 2011 (version 3.2), Appendix C
Notes	Under pressure tapping is a system which allows an offtake to be provided from a 'live' reticulation or trunk main without the requirement to shut down the main. The service requires the provision of an authorised Stainless Steel flange offtake and an isolating valve. The installation shall be carried out in accordance with WSA 03 – 2011, Appendix C 'Under pressure cut-in connection to pressure pipes \geq DN 80'.
Authorised Contractors	Complete Tapping Services
	Tapping Systems Australia Pty Ltd

10 Flange Accessories

10.1 Flange Jointing Kits

Shall Comply with the following Standard/s	AS/NZS 4020 (2018) AS 4087 WSA 109 WSA PS 312	
Notes	High tensile steel Includes EPDM Gasket Plus Bolts, Nuts & Washers to suite flanges. Fasteners Range: 316 stainless steel. Galvanised.	 <p style="text-align: center;">DN 50 - 375</p>
Manufacturers	PN16 Flanges	PN35 Flanges
	Iplex	Iplex
	Viadux	Viadux

10.2 Flange, Shut-off, With Lifting Handle

Shall Comply with the following Standard/s	AS/NZS 4020 (2018) WSA 109 WSA PS 312	
Notes	 <p style="text-align: center;">DN 100 - 375</p>	
Manufacturer	Ferretti International	

11 Access Cover Assemblies

Shall Comply with the following Standard/s	AS 3996 WSA PS 290
Specification	Trafficable – AS 3996, Class D Non-Trafficable – AS 3996, Class B



11.1 Trafficable Covers

11.1.1 Street Box (Type A)

11.1.1.1 Chamber and Lid


Notes	<p>The two- piece lid shall be used in the Adelaide Metropolitan area. Where used for Non-Drinking Water applications, the Cover shall be: Marked RECYCLED WATER or RECLAIMED WATER Coated or painted PURPLE</p> <p>514 Diameter 434 Opening</p>	Full Height (Depth 420 mm)	Half Height
			
Manufacturers		Bianco (PCP)	Bianco (PCP)
		Civilmart	Civilmart
		Iplex	
		Viadux	
		Webforge	Webforge

11.1.1.2 Concrete Support Spacer


Notes	<p>Rectangular slab L W D 1200 800 170</p> <p>(DPTI or major roads)</p> <p>Circular ring W D 600 140</p>		
	Manufacturers	Bianco Precast	
	Civilmart		

11.1.2 Isolating Valve Chamber / Heavy Duty (Type B)

11.1.2.1 Chamber and Lid

Notes	Not to be used in the Adelaide Metropolitan area. For use in paved roads. Use of this item is subject to SA Water Approval.	
Manufacturers	AVK Bianco Precast Civilmart	

11.1.2.2 Concrete Support Spacer

Notes	Concrete slab L W D 500 500 150	
Manufacturer	Bianco Precast Civilmart	

11.1.3 Topstone Assembly

11.1.3.1 Chamber and Lid

Notes	For use in unpaved roads only Chamber 420 (Día) x 265 (Depth)	
Manufacturer	Bianco Precast	



11.1.3.2 Concrete Support Spacer

Notes	Spacer 420 x 150 (Depth)	
Manufacturer	Bianco Precast	

11.1.4 Water Meter (Cast Iron)


11.1.4.1 Meter Box, No 2

11.1.4.1.1 Frame and cover

Notes	Cast Iron (CI) box and cover for DN 20 water meters.		
	Only to be used with SA Water approval.		
	Number 2.5 Box Standard.		
	Number 2 Box - Non-standard.	No. 2.5 (CI or Composite base)	No. 2 (CI box)
Manufacturer	Bianco Precast		

Note: Where the drinking water meter and non-drinking water meter are located in inground boxes, they shall be in separate boxes. The content of all inground boxes shall be clearly and permanently identified on the cover of the box.


11.1.4.1.2 Concrete Support Spacer

Notes	No. 2	
	L W D	
	900 250 50	
	700 250 50	
Manufacturer	Bianco Precast	

11.2 Non-Trafficable Covers

11.2.1.1 Meter Box, No 3

11.2.1.1.1 Frame and Lid


Notes	No. 3	
	For meters sized: DN25, DN40, DN50	
	Dimensions 633 x 350	
Manufacturer	Bianco Precast	

11.2.1.1.2 Concrete Support & Spacer

Notes	No. 3		
		Support Ring Spacer	Chamber Holder
Manufacturers		Bianco Precast	Bianco Precast
		Civilmart	Civilmart

11.2.2 Cable Access Cover

11.2.2.1 Chamber and Lid

Notes	Covers for: ELECTRICAL CABLE & CATHODIC PROTECTION	
Manufacturer		Bianco Precast

11.2.2.2 Concrete Support Spacer

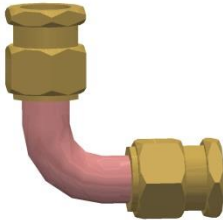
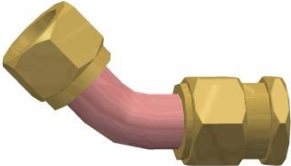
Refer 11.1.4.1.2

12 Copper /Brass Fittings

12.1 Drinking Water Copper Parts



Shall Comply with the following Standard/s	AS 1432 AS 2345 AS 3688 AS/NZS 4020 (2018)
Notes	PN 16

12.1.1 Elbows


<p>Elbow 90° With Nuts</p> 	<p>Elbow 45° With Nuts</p> 
DN 25 - 50	DN 25 - 50
Manufacturers	
Autotherm	Autotherm

12.1.2 Assemblies



12.1.2.1 Riser Inlet Assembly

<p>With Right Angle Ball Valve (For PE Water Connections)</p> 	<p>Riser Inlet Length (300 & 530)</p> 
DN 20 x (300 & 530)	DN 25, 40, 50
Manufacturers	
Autotherm	Wadham Brothers
Autotherm	


12.1.2.2 Riser Inlet (Without Valve)

Riser Inlet Length (300 & 530)	
	
DN 25, 40 & 50	
Manufacturers	
Autotherm	Wadham Brothers

12.1.2.3 Riser Outlet

(Female Male)	(Male Male)
	
DN 20 x (150 & 267) DN 25 x (267), DN 32, 40 x (267)	DN 50 x 267
Manufacturers	
Autotherm	Wadham Brothers
Autotherm	Wadham Brothers
Autotherm	
Autotherm	

12.1.2.4 20 mm Meter Manifold

		
Notes	Maximum of offtakes which may be connected to the water service (by coupling manifolds together): DN 20: max. 4 from DN 25 manifold DN 20: max.12 from DN 40 manifold DN 25: max. 5 from DN 50 manifold	
Connector/offtake	DN 25 Stem	Options for 2, 3 or 4 offtakes
Connector/offtake	DN 40 Stem	Options for 3, 4, 5 or 6 offtakes
Connector/offtake	DN 50 Stem	5 offtakes
Manufacturer	Autotherm	

12.1.2.5 Copper Compression Fittings

Notes	DN 15 – 100 Only to be fitted, using approved manufacturers press gun.		
Manufacturers	Viega ProPress Copper Alloy Fittings		
Manufacturers	Reece B-Press		

12.2 Non-Drinking Water Copper Parts

Shall Comply with the following Standard/s	AS 1432 AS 2345 AS 3688 AS/NZS 4020 (2018)
Notes	Colour requirements to comply with clause 1.1.2

12.2.1 Assemblies



12.2.1.1 Riser Inlet Assembly (with Ball Valve)

DN 20 x (300 & 530)	DN 25, 40 & 50 x (300 & 530)
Manufacturers	
Autotherm	Autotherm

12.2.1.2 Riser Inlet (without Ball Valve)


DN 25, 40 & 50 (300 & 530)
Manufacturers
Autotherm

12.2.1.3 Riser Outlet


<p>(Female Male)</p> 	<p>(Male Male)</p> 
<p>DN 20 x (150 & 300) DN 25 x 267 DN 32, 40 x 267</p>	<p>DN 50 x 267 (Refer 12.3.4 for Flange Screwed)</p>
Manufacturers	
Autotherm	Autotherm

12.3 Brass


12.3.1 Main Cock

Shall Comply with the following Standard/s		AS 3688 AS/NZS 4020 (2018)
Notes	For tube DN 20 - 40	<p style="text-align: center;">Main Cock</p> 
Manufacturer	Autotherm	



12.3.2 Adaptor – End Connector (For Polyethylene Water Connections)

Shall Comply with the following Standard/s		AS 3688 AS/NZS 4020 (2018)
		
Notes	<p>3/4" BSP F – 25 mm Poly Tube. 3/4" BSP M – 25 mm Poly Tube. (20 nom Main Cock – 25 Poly Tube.</p>	Brass 3/4" BSP M – 25 Poly Tube
Manufacturer	Autotherm	Tita


12.3.3 Adaptor – Insulated (For Copper Water Connections)

Shall Comply with the following Standard/s		AS 3688 AS/NZS 4020 (2018)
		
Notes	<p>3/4" BSP F – 20 mm Copper 3/4" BSP F – 25 mm Copper 2" BSP F – 2" BSP M</p>	
Manufacturers	Autotherm	
	RMC	



12.3.4 Loose Ring Joint & Flange Screwed (For DN 50 Water Meter)

Shall Comply with the following Standard/s		AS/NZS 4087 AS/NZS 4020 (2018)	
Notes	DN 50 FBE Coated (BLUE) & Includes Bolt & Gasket Kit	Loose Ring Joint	Flange Screwed
			
Manufacturers		Autotherm	

12.3.5 Nut Union



Shall Comply with the following Standard/s		AS/NZS 4087 AS/NZS 4020 (2018)	
Notes	DN 32 – 57		
		Manufacturers	
		Autotherm	
		Wadham	

12.3.6 Tailpiece Union

Shall Comply with the following Standard/s		AS/NZS 4087 AS/NZS 4020 (2018)	
Notes		Male BSP	Meter Inlet & Outlet
			
		DN 25	DN 32 & 40
Manufacturer		Autotherm	


13 Signs & Markers

13.1 Metal Markers

		
Markings	Fireplug Scour Stop Valve Recycled Water Stop Valve	Fireplug SV
Manufacturers		Delnorth
	Ferretti International	
	Peninsular Castings	
		Viadux


13.2 Pavement Markers

13.2.1 Retroreflective Raised Pavement Markers (RRPM)


	
Manufacturer	Viadux

14 Tape

14.1 Underground Warning Tape

<p>Shall Comply with the following Standard/s</p>	<p>AS/NZS 2648.1 WSA PS 318 WSA PS 319</p>	
<p>Notes</p>	<p>Non-Drinking Water tapes are to be PURPLE. 'WARNING: RESTRAINED PIPELINE TYTON - LOK FITTINGS' – Non-Detectable. 'CAUTION BURIED WATER MAIN BELOW' - Detectable. 'CAUTION RECYCLED WATER MAIN WATER MAIN BELOW' – Detectable.</p>	
<p>Manufacturer</p>	<p style="text-align: center;">Viadux</p> <p style="text-align: center;">Tapex</p>	

14.2 Corrosion Protection System

<p>Shall Comply with the following Standard</p>	<p>AS 4822</p>	
<p>Notes</p>	<p>4 – Step Protection Specification: Primer Mastic Petrolatum Tape PE Tape Individuals intending to use one of the petrolatum 4 – step systems, must have undertaken formal training in the specific system they intend to use (i.e., Denso or UCC)</p>	
<p>Manufacturers</p>	<p style="text-align: center;">Denso</p> <p style="text-align: center;">Universal Corrosion Coatings</p>	