



SA Water

**How to find water leaks
and read your water meter**



Easy to read



**Government of
South Australia**

Hard words



This book has some hard words.

The first time we write a hard word

- the word is in **blue**.
- we write what the hard word means.

You can get help with this book



You can get someone to help you


- read this book
- know what this book is about
- find more information.



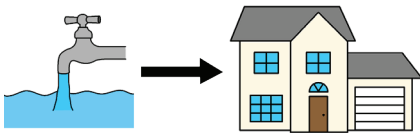


About this book

This book is written by SA Water.



When you see the word us or we,
it means SA Water.



SA Water

- brings clean water to your home



- takes used water from your home.



This book is about how you

- find water leaks at your home

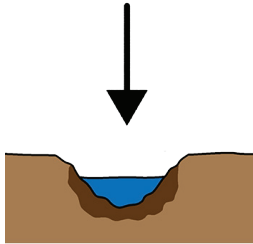


- read your **water meter**.

A water meter measures how much water you
use at your home.

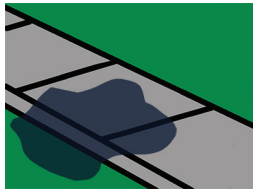
How to check for a water leak

You might have a water leak if your house has very wet areas.




You might have a water leak outside if you see

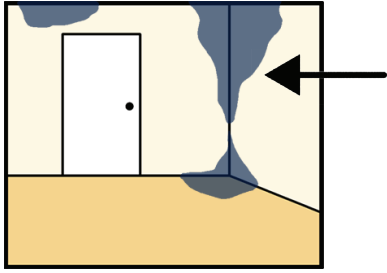
- damp soil



- damp paths

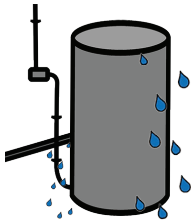


- parts of your garden that are more green.



You might have a water leak inside if your walls

- are damp
- changed shape
- changed colour.



You might have a water leak if you can see drips around your

- hot water system



- air conditioner.



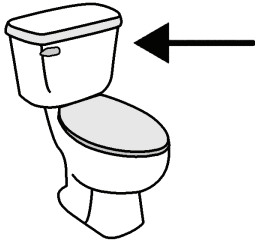
You might have a water leak if you

- have water under your dishwasher



- see water damage to your cupboards.

How to check for a toilet leak



Your toilet can have a leak in the **cistern**.

A cistern is the tank attached to the toilet with **water inside for the flush**.



To check your toilet cistern for a leak

- put a few drops of food dye into the cistern
- see if the food dye leaks into the toilet bowl **before you flush**.



You can get help from a plumber



You can ask a plumber to

- check for leaks
- fix leaks at your home.



You can find a plumber at this website.

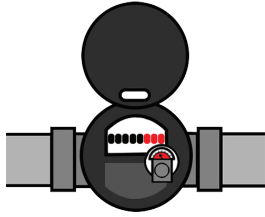


mpasa.com.au/find-a-plumber

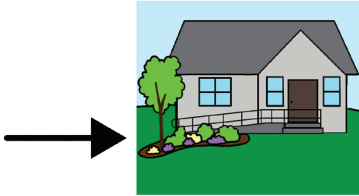


Call 8292 4000

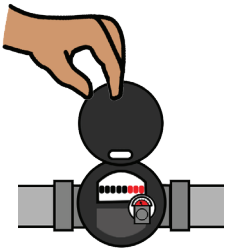
How to read your water meter



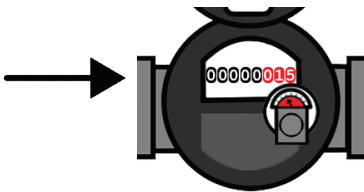
Every home has a water meter.



Your water meter will be in the ground in your front garden.



You can lift the lid of your water meter.



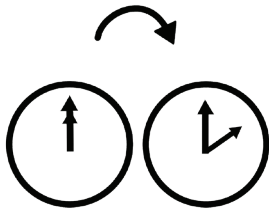
You can see the numbers on the screen.

The numbers show how much water has been used at your home.

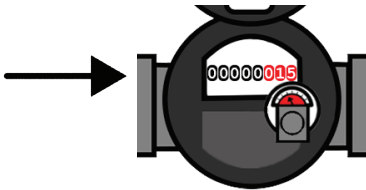
Use your water meter to check for water leaks




1. Write down the numbers on your water meter.



2. Do not use any water at your home for 2 hours.



3. Write down the numbers on your water meter again.



4. You might have a leak if the numbers change.

Tell us about a leak



sawater.com.au/works-and-faults



Call 1300 729 283

Money supports if you find a leak



You might be able to get money supports to fix a leak.



sawater.com.au/forms/leakage-allowance-application

More information



Contact SA Water for more information.



Call 1300 729 283



Website

sawater.com.au/my-home/leaks-or-blockages/finding-leaks-on-your-property



If you need help to speak or listen use the
National Relay Service.

Call 1800 555 660



Website

communications.gov.au/accesshub/nrs

Give the relay officer the phone number you
want to call.

Scope supported the development of this Easy English document in December, 2022 using Picture Communication Symbols (PCS). PCS is a trademark of Tobii Dynavox, LLC. All rights reserved. Used with permission. This document must not be sold to third parties. The images must not be reused without permission. For more information about the images, contact Scope on 1300 472 673 or visit scopeaust.org.au

